

SUBMITTAL DATA SHEET

Waste Water
Effluent | Sewage Ejectors | Grinders
Thermoplastic



Reinforced Thermoplastic motor bracket and discharge with built-in guide bearing. Sizes range from 1/2 HP - 1 1/2 HP. These are assembled with our A.Y. McDonald stainless steel motors. Two wire single phase models include pump, motor, and 10' lead, 25', 50' & 100' available.

All four inch submersibles are supplied with grounded leads meeting the National Electrical Code (N.E.C.) specifications. The performance curves on the following page will assist you in choosing the pump that meets your needs.

MODELS 10 GPM - K Series | 20 GPM - P Series | 30 GPM - E Series

High Head Effluent Pumps

Model	Flow	HP	Voltage	10' Lead	10' Lead	25' Lead	50' Lead	100' Lead
				Part No.	X996*	X993*	X995*	X994*
22050K2AJ	10	1/2	115	6634-150	6634-153	6634-151	6634-152	6634-268
22050K2J	10	1/2	230	6634-301	6634-155	6634-286	6634-283	6634-302
22075K2J	10	3/4	230	6634-303	6634-304	6634-305	6634-306	6634-307
22100K2J	10	1	230	6634-308	6634-168	6634-166	6634-167	6634-309
22150K2J	10	1 1/2	230	6634-310	6634-173	6634-311	6634-312	6634-313
22050P2AJ	20	1/2	115	6634-183	6634-186	6634-184	6634-185	6634-281
22050P2J	20	1/2	230	6634-314	6634-188	6634-187	6634-275	6634-267
22075P2J	20	3/4	230	6634-315	6634-271	6634-228	6634-316	6634-317
22100P2J	20	1	230	6634-318	6634-278	6634-273	6634-272	6634-319
22150P2J	20	1 1/2	230	6634-320	6634-321	6634-322	6634-237	6634-323
22050E2AJ	30	1/2	115	6634-257	6634-280	6634-324	6634-325	6634-326
22050E2J	30	1/2	230	6634-327	6634-328	6634-329	6634-330	6634-331
22075E2J	30	3/4	230	6634-261	6634-332	6634-333	6634-334	6634-335
22100E2J	30	1	230	6634-263	6634-276	6634-279	6634-270	6634-266
22150E2J	30	1 1/2	230	6634-265	6634-277	6634-291	6634-274	6634-336

*Less check valve, cable guard, cable guard screws, with hole drilled into center of discharge

Pump Ends

Part No.	Model	Flowrate, gal / min	HP
6634-147	22050KAJ	10	1/2
6634-292	22075KJ	10	3/4
6634-293	22100KJ	10	1
6634-294	22150KJ	10	1 1/2
6634-182	22050PAJ	20	1/2
6634-295	22075PJ	20	3/4
6634-296	22100PJ	20	1
6634-297	22150PJ	20	1 1/2
6634-258	22050EAJ	30	1/2
6634-260	22075EJ	30	3/4
6634-262	22100EJ	30	1
6634-264	22150EJ	30	1 1/2

Leads (use accessories discount)

AY Part #	# Wire	Length
3132-538	2	10
3132-539	2	25
3132-540	2	50
3132-541	2	100

SUBMITTAL INFORMATION

- Stainless steel pump shell and pump shaft
- Reinforced Thermoplastic diffusers and impellers
- Internal, anti-spin check valve standard
- Thermoplastic intake screen and cable guard
- Powered by A.Y. McDonald standard composite submersible motors 1/2 - 1 1/2 HP.
- 1 1/4" FNPT Discharge

NO-LEAD: The weighted average of the wetted surface of this no-lead product contacted by consumable water contains less than one quarter of one percent (0.25%) lead.



A.Y. McDonald Mfg. Co.
4800 Chavenelle Rd
Dubuque, IA 52002

Toll Free: 1-800-292-2737
sales@aymcdonald.com
aymcdonald.com

A.Y. McDonald considers the information on this assembly drawing correct when published. Item and option availability, including specifications, are subject to change without notice.

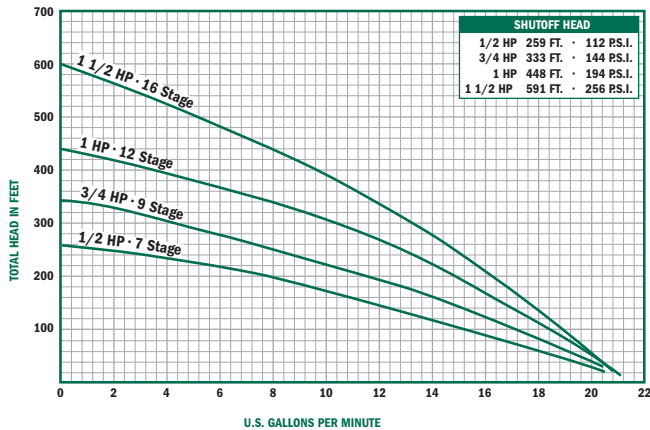
Submitted by:

SUBMITTAL DATA SHEET

Waste Water
Effluent | Sewage Ejectors | Grinders
Thermoplastic



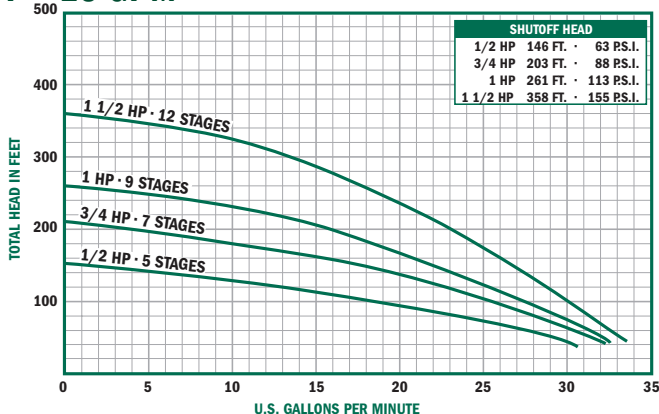
K - 10 GPM



Specifications

Part No.	Model	HP	Material	Volts	Phase	A	B	Wt.
6634-150	22050K2AJ	1/2	Plastic	115	1	12.3"	9.5"	23
6634-301	22050K2J	1/2	Plastic	230	1	12.3"	9.5"	22
6634-303	22075K2J	3/4	Plastic	230	1	13.7"	10.7"	27
6634-308	22100K2J	1	Plastic	230	1	16.0"	11.8"	31
6634-310	22150K2J	1 1/2	Plastic	230	1	19.7"	15.1"	40

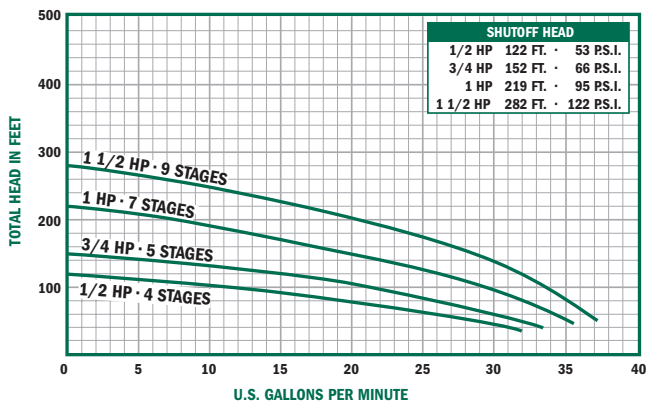
P - 20 GPM



Specifications

Part No.	Model	HP	Material	Volts	Phase	A	B	Wt.
6634-183	22050P2AJ	1/2	Plastic	115	1	12.5"	9.5"	23
6634-314	22050P2J	1/2	Plastic	230	1	12.5"	9.5"	23
6634-315	22075P2J	3/4	Plastic	230	1	14.6"	10.7"	27
6634-318	22100P2J	1	Plastic	230	1	16.8"	11.8"	31
6634-320	22150P2J	1 1/2	Plastic	230	1	20.0"	15.1"	41

E Series - 30 GPM



Specifications

Part No.	Model	HP	Material	Volts	Phase	A	B	Wt.
6634-257	22050E2AJ	1/2	Plastic	115	1	10.9"	9.5"	23
6634-327	22050E2J	1/2	Plastic	230	1	10.9"	9.5"	23
6634-261	22075E2J	3/4	Plastic	230	1	12.5"	10.7"	25
6634-263	22100E2J	1	Plastic	230	1	14.6"	11.8"	30
6634-265	22150E2J	1 1/2	Plastic	230	1	16.8"	15.1"	39

NO-LEAD: The weighted average of the wetted surface of this no-lead product contacted by consumable water contains less than one quarter of one percent (0.25%) lead.



A.Y. McDonald Mfg. Co.
4800 Chavenelle Rd
Dubuque, IA 52002

Toll Free: 1-800-292-2737
sales@aymcdonald.com
aymcdonald.com

A.Y. McDonald considers the information on this assembly drawing correct when published. Item and option availability, including specifications, are subject to change without notice.

Submitted by: