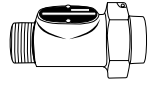
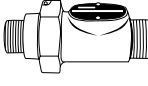
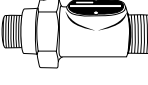
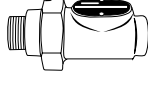

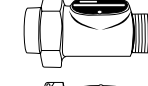

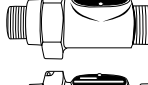
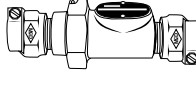

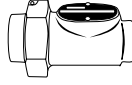
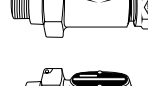

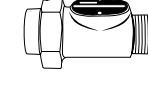


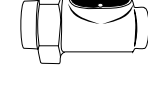
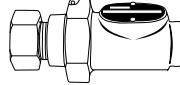
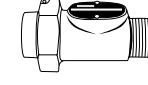
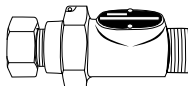
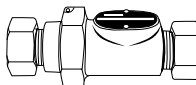
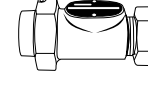
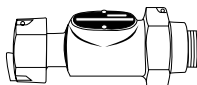
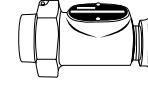
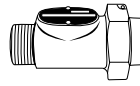
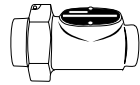
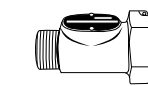
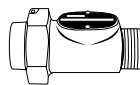
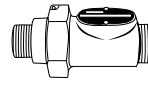
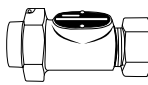
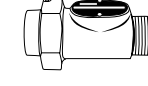



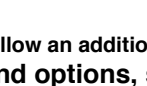


DUAL CHECK BACKFLOW VALVES

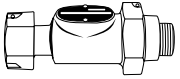
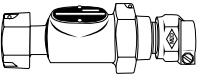

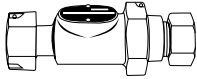


	SIZE	PRICE	CTN/WT		SIZE	PRICE	CTN/WT
SERIES 11 - INLINE							
	11-3AN MALE MTR THRD X FEM MTR THRD				11-3L2 FEM K UNION X CTS COMP INTEGRAL		
	33	\$ 62.78	16/ 27		33	\$ 82.31	16/ 30
	34	\$ 62.78 **	16/ 26		11-3MA MNPT UNION X MALE MTR THREAD INTEG		
	44	\$ 62.78	16/ 27		33	\$ 60.09	16/ 29
	11-3BA MALE MTR THRD X FEM MTR THRD				34	\$ 60.09	16/ 31
	44	\$ 60.09	16/ 30		11-3ME MNPT UNION X FNPT INTEGRAL		
	11-3CE CTS COMP UNION X FNPT INTEGRAL				33	\$ 62.78	16/ 31
	33	\$ 70.52	6/ 12		11-3MK FEM MTR THRD UNION X MALE K INTEG		
	11-3CP CTS COMP UNION X MNPT INTEGRAL				33	\$ 60.09	16/ 28
	33	\$ 70.52	6/ 13		11-3MP MNPT UNION X MNPT INTEGRAL		
	11-3C2 CTS COMP UNION X CTS COMP INTEG				33	\$ 60.09	16/ 28
	33	\$ 77.62	6/ 14		11-3MT MNPT UNION X CTS COMP INTEGRAL		
	11-3FE FNPT UNION X FNPT INTEGRAL				33	\$ 70.52	6/ 13
	11	\$ 62.78	16/ 27		11-3M2 MNPT UNION X CTS COMP INTEGRAL		
	33	\$ 62.78	16/ 27		33	\$ 70.52	6/ 21
	11-3FP FNPT UNION X MNPT INTEGRAL				11-3NA FEM MTR THRD X MALE MTR THRD		
	33	\$ 62.78	16/ 27		33	\$ 62.78	16/ 26
	11-3FT FNPT UNION X CTS COMP INTEGRAL				43	\$ 62.78	16/ 25
	33	\$ 70.52	16/ 31		44	\$ 62.78	16/ 26
	11-3F2 FNPT UNION X CTS COMP INTEGRAL				11-3NE FEM MTR THRD UNION X FNPT INTEGRAL		
	33	\$ 70.52	16/ 33		33	\$ 62.78	16/ 27
	11-3GE CTS COMP UNION X FNPT INTEGRAL				43	\$ 62.78	16/ 26
	33	\$ 70.52	6/ 13		11-3NP FEM MTR THRD UNION X MNPT INTEGRAL		
	11-3GP CTS COMP UNION X MNPT INTEGRAL				33	\$ 62.78	16/ 27
	33	\$ 70.52	6/ 12		43	\$ 62.78	16/ 27
	11-3GT CTS COMP UNION X CTS COMP INTEG				11-3NT FEM MTR THRD UNION X CTS COMP INTEG		
	33	\$ 77.62	6/ 14		33	\$ 70.52	16/ 31
	11-3HB METER SWIVEL X MALE METER THREAD				43	\$ 70.52	16/ 29
	44	\$ 69.06 **	16/ 35		11-3N2 FEM MTR THRD UNION X CTS COMP INTEG		
	11-3KL MALE K INTEGRAL X FEM K UNION				33	\$ 70.52	16/ 25
	33	\$ 74.94	16/ 27		43	\$ 70.52	16/ 31
	11-3LE FEM K UNION X FNPT INTEGRAL				11-3PF MNPT INTEGRAL X FNPT UNION		
	33	\$ 62.78	16/ 26		33	\$ 62.78	16/ 27
	11-3LK FEM K UNION X MALE K INTEGRAL				11-3QK K MALE THRD UNION X K MALE THRD INTEG		
	33	\$ 62.78	16/ 26		33	\$ 60.09	16/ 32
	11-3LT FEM K UNION X CTS COMP INTEGRAL				11-E3LK FEM K UNION X MALE K INTEGRAL		
	33	\$ 82.31	16/ 30		33	\$ 62.78	16/ 25
					11-3WE YOKEBOX X FNPT		
					33	\$ 64.39	16/ 23
					11-3WT YOKEBOX X CTS		
					33	\$ 72.20	16/ 28
					11-3WV YOKEBOX X CTS		
					▼33	\$ 72.20	16/ 28
					11-3W2 YOKEBOX X CTS		
					33	\$ 72.20 **	16/ 26

Model Number Example
11-3AN 33

*Above items are made to order. Please allow an additional two weeks for delivery.

▼-C903 For other adders and options, see page 4.

DUAL CHECK BACKFLOW VALVES

SIZE	PRICE	CTN/WT	SIZE	PRICE	CTN/WT
	METER SWIVEL NUT INLET		11-4FE	INLINE CK FNPT UNION X FNPT	
	11-3JB			44 \$ 120.90 12/ 34	
	MTR SWIVEL NUT X MALE MTR THR UN			11-4HB	
	44 \$ 69.06 16/ 32			INLINE CK MTR UNION X MALE MTR	
	11-3JC			55 \$ 128.79 ** 12/ 37	
	MTR SWIVEL NUT X CTS COMP UNION			11-4JB	
	33 \$ 80.09 6/ 13			INLINE CK MTR SWIVEL X MALE MTR	
	43 \$ 80.09 6/ 14			55 \$ 128.79 ** 12/ 36	
	11-3JF			11-4JF	
	MTR SWIVEL NUT X FNPT UNION			INLINE CK MTR SWIVEL X FNPT	
	33 \$ 69.06 16/ 29			54 \$ 128.79 12/ 36	
	43 \$ 69.06 16/ 30			11-4JM	
	11-3JG			INLINE CK MTR SWIVEL X MNPT	
	MTR SWIVEL NUT X CTS COMP UNION			54 \$ 128.79 12/ 36	
	33 \$ 80.09 6/ 14			11-4ME	
	43 \$ 80.09 6/ 15			INLINE CK MTR UNION X FNPT	
	11-3JM			44 \$ 120.90 12/ 35	
	MTR SWIVEL NUT X FNPT UNION			11-4MJ	
	33 \$ 69.06 16/ 32			INLINE CK MNPT UNION X METER SWIVEL	
	43 \$ 69.06 16/ 33			45 \$ 128.79 12/ 37	
	11-3JQ ❖			12-4RK	
	MTR SWIVEL NUT X MALE K THR UNION			REPAIR KIT FOR 1" PORT	
	33 \$ 71.40 16/ 33		 \$ 34.29 1/ .2	
	43 \$ 71.09 16/ 35			112-3RK	

Y-PATTERN INLINE ACCESSIBLE DUAL CHECK VALVES

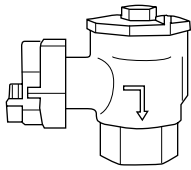


	111-3JE			112-4RK	
	METER X FNPT			REPAIR KIT FOR 1" PORT TWO VERTICAL CKS	
	33 \$ 77.35 6/ 15		 \$ 52.35 1/ .2	
	43 \$ 77.35 6/ 15			REPAIR PARTS	
	111-3JK			4135-280 TEST KIT	
	METER X K - THREAD		 \$ 198.07 ** 1/ 2.9	
	33 \$ 82.94 6/ 15			11-3RK	
	111-3JP			INLINE REPAIR KIT	
	METER X MNPT		 \$ 18.12 1/ .1	
	33 \$ 77.35 6/ 15			4135-303	
	43 \$ 77.35 ** 6/ 17			TEST KIT	
	111-3KK		 \$ 156.22 ** 1/ 3.2	
	MALE K - THREAD X K - THREAD			12-3RK	
	33 \$ 82.94 6/ 14			ANGLE REPAIR KIT	
	111-3LK		 \$ 26.80 1/ .0	
	FEMALE K-THREAD X MALE K-THREAD				
	33 \$ 82.94 6/ 14				

•Above items are made to order. Please allow an additional two weeks for delivery. EC = Electrical Continuity
 ❖McGrip For other adders and options, see page 4.

DUAL CHECK BACKFLOW VALVES

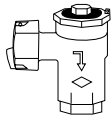
SERIES 02 - SINGLE CHECK ANGLE



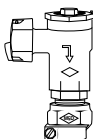
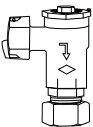
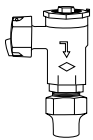
02-3HE MTR SWIVEL NUT W/SUP X FNPT			
33	\$ 36.57	10/	17
43	\$ 36.57	10/	12
02-3JE MTR SWIVEL WITHOUT/SUP X FNPT			
33	\$ 36.57 **	10/	18
43	\$ 36.57 **	10/	13
02-4HE MTR SWIVEL NUT W/SUP X FNPT			
54	\$ 43.92	10/	22
02-4JE MTR SWIVEL NUT WITHOUT/SUP X FNPT			
54	\$ 43.92	10/	220
02-3HQ ♦ MTR SWIVEL NUT WITHOUT/SUP X CTS COMP			
▼33	\$ 42.93 **	10/	20
▼43	\$ 42.93 **	10/	17
02-3HT MTR SWIVEL NUT WITHOUT/SUP X CTS COMP			
33	\$ 42.93 **	10/	21
43	\$ 42.93 **	10/	23
02-3H2 MTR SWIVEL NUT WITHOUT/SUP X CTS COMP			
33	\$ 42.93 **	10/	12
43	\$ 42.93 **	10/	15

For drain in cap on single and dual angle check valves, replace "-" in model number with "W", and add \$12.35

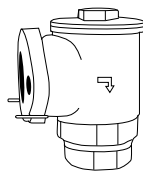
SERIES 12 - DUAL CHECK ANGLE



12-3HE MTR SWIVEL NUT W/SUPPORT X FNPT			
33	\$ 73.63	12/	18
43	\$ 73.63	12/	20
54	\$ 83.55	12/	25
12-4HE MTR SWIVEL NUT W/SUPPORT X FNPT			
54	\$ 127.77	10/	28
12-4HQ ♦ MTR SWIVEL NUT W/SUP X CTS COMP			
▼54	\$ 144.03	10/	33
12-3HR ★ MTR SWIVEL NUT W/SUP X FLARE			
33	\$ 82.58	12/	24
43	\$ 82.58	12/	25
54	\$ 91.39	12/	30
12-4HR ★ MTR SWIVEL NUT W/SUP X FLARE			
54	\$ 142.86	10/	33
12-3HT MTR SWIVEL NUT W/SUP X CTS COMP			
33	\$ 83.07	12/	21
43	\$ 83.07	12/	24
54	\$ 91.97	12/	28
12-4HT MTR SWIVEL NUT W/SUP X CTS COMP			
54	\$ 144.03	10/	32
12-3H2 MTR SWIVEL NUT W/SUP X CTS COMP			
33	\$ 83.07	12/	21
43	\$ 83.07	12/	22
54	\$ 91.97	12/	27
12-4H2 MTR SWIVEL NUT W/SUP X CTS COMP			
54	\$ 144.03	10/	33



1 1/2 & 2 ANGLE DUAL CHECK VALVES



12-7DE ANGLE DUALCHECK BFP FLANGE X FNPT			
66	\$ 266.52	1/	8.8
77	\$ 266.52	1/	8.4
12C7DE - ANGLE DUALCHECK BFP FLANGE X FNPT W/1" TAP IN CAP			
66	\$ 278.34	1/	10
77	\$ 278.34 **	1/	8.0
12F7DE - ANGLE DUALCHECK BFP FLANGE X FNPT W/1 1/2" TAP IN CAP			
66	\$ 278.34 **	1/	12
77	\$ 278.34 **	1/	11
12G7DE - ANGLE DUALCHECK BFP FLANGE X FNPT W/2" TAP IN CAP			
66	\$ 278.34 **	1/	12
77	\$ 278.34	1/	8.0
12-7RK ANGLE DUALCHECK REPAIR KIT			
.....	\$ 79.62 **	1/	.7

12-3JE MTR SWIVEL X FNPT			
33	\$ 73.63	12/	19
43	\$ 73.63	12/	20
54	\$ 83.55	12/	23

12-3JR ★ MTR SWIVEL X FLARE			
33	\$ 82.58 **	12/	24
43	\$ 82.58	12/	25
54	\$ 91.39	12/	30

12-3JT MTR SWIVEL X CTS COMP			
33	\$ 83.07	12/	25
43	\$ 83.07	12/	23
54	\$ 91.97	12/	27

12-3J2 MTR SWIVEL X CTS COMP			
33	\$ 83.07	12/	22
43	\$ 83.07	12/	23
54	\$ 91.97	12/	27

12-4JE MTR SWIVEL X FNPT, 1" PORT			
54	\$ 127.77	10/	28

112-3HE MTR SWIVEL X CTS COMP			
33	\$ 73.63	6/	14
43	\$ 73.63	6/	13
54	\$ 83.55	6/	13

112-3HQ ♦ MTR SWIVEL X CTS COMP			
▼43	\$ 83.07	6/	15

112-3HR ★ MTR SWIVEL X FLARE			
43	\$ 82.58	6/	16

112-3HT MTR SWIVEL X CTS COMP			
43	\$ 83.07	6/	15

112-3H2 MTR SWIVEL X CTS COMP			
43	\$ 83.07	6/	15

112-4HE MTR SWIVEL X FNPT, 1" PORT			
54	\$ 127.77	6/	20

112-4HQ ♦ MTR SWIVEL X CTS COMP, 1" PORT			
▼54	\$ 144.03	6/	29

112-4HR ★ MTR SWIVEL X FLARE, 1" PORT			
54	\$ 142.86	6/	24

112-4HT MTR SWIVEL X CTS COMP, 1" PORT			
54	\$ 144.03	6/	25

112-4H2 MTR SWIVEL X CTS COMP, 1" PORT			
54	\$ 144.03	6/	25

▼-C903 ★ -LFLN For other adders and options, see page 4.