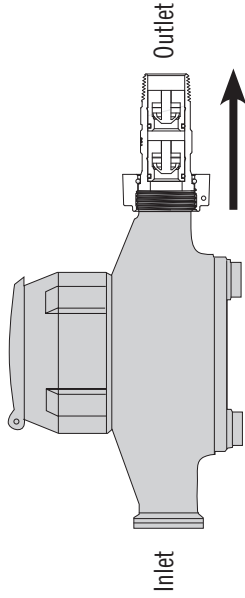




Installation Instructions

IMPORTANT NOTICE - READ CAREFULLY

Meter Coupling with Single & Dual Check Options



▲ WARNING: It is unlawful in CALIFORNIA & VERMONT (effective 1/1/2010); MARYLAND (effective 1/1/2012); LOUISIANA (effective 1/1/2013) and the UNITED STATES OF AMERICA (effective 1/4/2014) to use any product in the installation or repair of any public water system or any plumbing in a facility or system that provides water for human consumption if the wetted surface area of the product has a weighted average lead content greater than 0.25%. This prohibition does not extend to service saddles used in California, Louisiana or under USA Public Law 111-380.

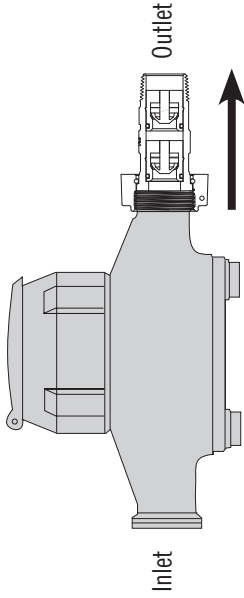
3/22
3210-584



Installation Instructions

IMPORTANT NOTICE - READ CAREFULLY

Meter Coupling with Single & Dual Check Options



▲ WARNING: It is unlawful in CALIFORNIA & VERMONT (effective 1/1/2010); MARYLAND (effective 1/1/2012); LOUISIANA (effective 1/1/2013) and the UNITED STATES OF AMERICA (effective 1/4/2014) to use any product in the installation or repair of any public water system or any plumbing in a facility or system that provides water for human consumption if the wetted surface area of the product has a weighted average lead content greater than 0.25%. This prohibition does not extend to service saddles used in California, Louisiana or under USA Public Law 111-380.

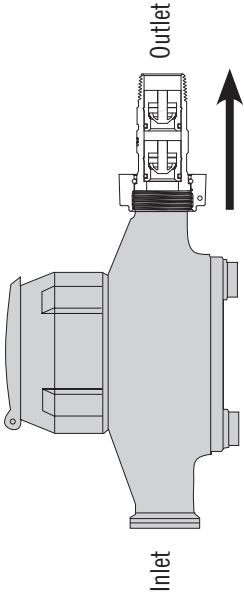
3/22
3210-584



Installation Instructions

IMPORTANT NOTICE - READ CAREFULLY

Meter Coupling with Single & Dual Check Options



▲ WARNING: It is unlawful in CALIFORNIA & VERMONT (effective 1/1/2010); MARYLAND (effective 1/1/2012); LOUISIANA (effective 1/1/2013) and the UNITED STATES OF AMERICA (effective 1/4/2014) to use any product in the installation or repair of any public water system or any plumbing in a facility or system that provides water for human consumption if the wetted surface area of the product has a weighted average lead content greater than 0.25%. This prohibition does not extend to service saddles used in California, Louisiana or under USA Public Law 111-380.

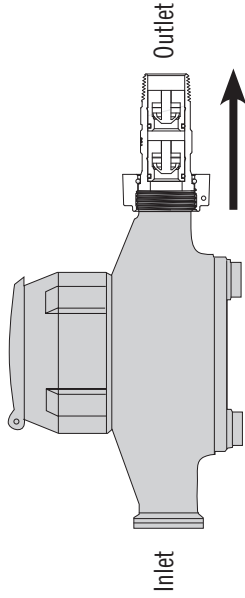
3/22
3210-584



Installation Instructions

IMPORTANT NOTICE - READ CAREFULLY

Meter Coupling with Single & Dual Check Options



▲ WARNING: It is unlawful in CALIFORNIA & VERMONT (effective 1/1/2010); MARYLAND (effective 1/1/2012); LOUISIANA (effective 1/1/2013) and the UNITED STATES OF AMERICA (effective 1/4/2014) to use any product in the installation or repair of any public water system or any plumbing in a facility or system that provides water for human consumption if the wetted surface area of the product has a weighted average lead content greater than 0.25%. This prohibition does not extend to service saddles used in California, Louisiana or under USA Public Law 111-380.

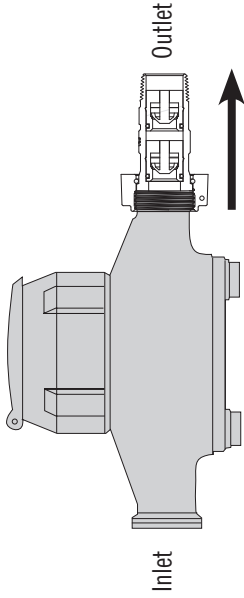
3/22
3210-584



Installation Instructions

IMPORTANT NOTICE - READ CAREFULLY

Meter Coupling with Single & Dual Check Options



▲ WARNING: It is unlawful in CALIFORNIA & VERMONT (effective 1/1/2010); MARYLAND (effective 1/1/2012); LOUISIANA (effective 1/1/2013) and the UNITED STATES OF AMERICA (effective 1/4/2014) to use any product in the installation or repair of any public water system or any plumbing in a facility or system that provides water for human consumption if the wetted surface area of the product has a weighted average lead content greater than 0.25%. This prohibition does not extend to service saddles used in California, Louisiana or under USA Public Law 111-380.

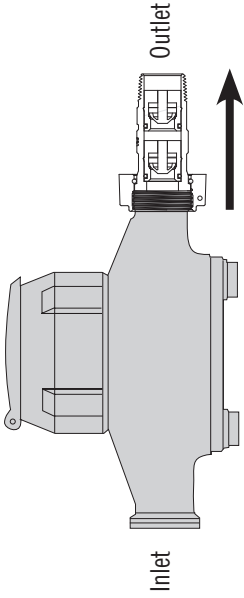
3/22
3210-584



Installation Instructions

IMPORTANT NOTICE - READ CAREFULLY

Meter Coupling with Single & Dual Check Options



▲ WARNING: It is unlawful in CALIFORNIA & VERMONT (effective 1/1/2010); MARYLAND (effective 1/1/2012); LOUISIANA (effective 1/1/2013) and the UNITED STATES OF AMERICA (effective 1/4/2014) to use any product in the installation or repair of any public water system or any plumbing in a facility or system that provides water for human consumption if the wetted surface area of the product has a weighted average lead content greater than 0.25%. This prohibition does not extend to service saddles used in California, Louisiana or under USA Public Law 111-380.

3/22
3210-584



IMPORTANT NOTICE - READ CAREFULLY

Meter Coupling with Single & Dual Check Options

Installation Instructions

1. Keep coupling clean and free from dirt and debris.
2. Use a snug fitting smooth jaw wrench on the wrenching flat nearest the tightened end.
3. Always use an approved sealant or teflon tape on tapered pipe threads.
4. DO NOT use Vaseline®, plumber's grease, or any other petroleum based product on seals or O-Rings.
5. USE ONLY ON COLD WATER SERVICES.
6. Ensure that device is installed in proper flow direction. Refer to flow direction arrow on body.
7. A pressure relief valve or expansion tank is recommended downstream of device if thermal expansion conditions are possible.

800-292-2737 | sales@aymcdonald.com | aymcdonald.com

3/22
3210-584



IMPORTANT NOTICE - READ CAREFULLY

Meter Coupling with Single & Dual Check Options

Installation Instructions

1. Keep coupling clean and free from dirt and debris.
2. Use a snug fitting smooth jaw wrench on the wrenching flat nearest the tightened end.
3. Always use an approved sealant or teflon tape on tapered pipe threads.
4. DO NOT use Vaseline®, plumber's grease, or any other petroleum based product on seals or O-Rings.
5. USE ONLY ON COLD WATER SERVICES.
6. Ensure that device is installed in proper flow direction. Refer to flow direction arrow on body.
7. A pressure relief valve or expansion tank is recommended downstream of device if thermal expansion conditions are possible.

800-292-2737 | sales@aymcdonald.com | aymcdonald.com

3/22
3210-584



IMPORTANT NOTICE - READ CAREFULLY

Meter Coupling with Single & Dual Check Options

Installation Instructions

1. Keep coupling clean and free from dirt and debris.
2. Use a snug fitting smooth jaw wrench on the wrenching flat nearest the tightened end.
3. Always use an approved sealant or teflon tape on tapered pipe threads.
4. DO NOT use Vaseline®, plumber's grease, or any other petroleum based product on seals or O-Rings.
5. USE ONLY ON COLD WATER SERVICES.
6. Ensure that device is installed in proper flow direction. Refer to flow direction arrow on body.
7. A pressure relief valve or expansion tank is recommended downstream of device if thermal expansion conditions are possible.

800-292-2737 | sales@aymcdonald.com | aymcdonald.com

3/22
3210-584



IMPORTANT NOTICE - READ CAREFULLY

Meter Coupling with Single & Dual Check Options

Installation Instructions

1. Keep coupling clean and free from dirt and debris.
2. Use a snug fitting smooth jaw wrench on the wrenching flat nearest the tightened end.
3. Always use an approved sealant or teflon tape on tapered pipe threads.
4. DO NOT use Vaseline®, plumber's grease, or any other petroleum based product on seals or O-Rings.
5. USE ONLY ON COLD WATER SERVICES.
6. Ensure that device is installed in proper flow direction. Refer to flow direction arrow on body.
7. A pressure relief valve or expansion tank is recommended downstream of device if thermal expansion conditions are possible.

800-292-2737 | sales@aymcdonald.com | aymcdonald.com

3/22
3210-584



IMPORTANT NOTICE - READ CAREFULLY

Meter Coupling with Single & Dual Check Options

Installation Instructions

1. Keep coupling clean and free from dirt and debris.
2. Use a snug fitting smooth jaw wrench on the wrenching flat nearest the tightened end.
3. Always use an approved sealant or teflon tape on tapered pipe threads.
4. DO NOT use Vaseline®, plumber's grease, or any other petroleum based product on seals or O-Rings.
5. USE ONLY ON COLD WATER SERVICES.
6. Ensure that device is installed in proper flow direction. Refer to flow direction arrow on body.
7. A pressure relief valve or expansion tank is recommended downstream of device if thermal expansion conditions are possible.

800-292-2737 | sales@aymcdonald.com | aymcdonald.com

3/22
3210-584



IMPORTANT NOTICE - READ CAREFULLY

Meter Coupling with Single & Dual Check Options

Installation Instructions

1. Keep coupling clean and free from dirt and debris.
2. Use a snug fitting smooth jaw wrench on the wrenching flat nearest the tightened end.
3. Always use an approved sealant or teflon tape on tapered pipe threads.
4. DO NOT use Vaseline®, plumber's grease, or any other petroleum based product on seals or O-Rings.
5. USE ONLY ON COLD WATER SERVICES.
6. Ensure that device is installed in proper flow direction. Refer to flow direction arrow on body.
7. A pressure relief valve or expansion tank is recommended downstream of device if thermal expansion conditions are possible.

800-292-2737 | sales@aymcdonald.com | aymcdonald.com

3/22
3210-584